

KARBON

ACTIVATED CHARCOAL TECHNOLOGY

100%
ORGANIC
CHARCOAL



CHARCOAL COLOR SYSTEM
TECHNICAL BOOK

LINE EXTENSION

ECHOS
LINE

The *Vegan* Way

MADE IN ITALY

ENGLISH

CHARCOAL

100%
ORGANIC
CHARCOAL



— NEW —



C O L O R S Y S T E M

The innovative formula of Karbon 9
includes cutting edge TECHNICAL PRODUCTS
to perform quick and effective:


- **COLOR**
- **BLEACHING**
- **BLONDE TONING SERVICES**

thus enhancin the hair's PURE BEAUTY
in a completely safe way.



CHARCOAL COLOR

6 NUANCES
3 COLORS | 3 TONERS



— NO —
PPD

100%
ORGANIC
CHARCOAL

VEGAN

CHARCOAL HAIR COLORING CREAM FOR PURE BLONDE EFFECTS

The special PPD-free formula, with a creamy gray texture, enriched with the purifying properties of Charcoal, is ideal for obtaining a variety of shades of blonde and for neutralizing undesired yellow reflections.

PREPARATION: in a non-metal container, mix the Charcoal Color with the Echoline oxidizing emulsion, following the indications in the table.

APPLICATION: apply the mix to unwashed hair, from the roots to the ends, and leave on for the time required depending on the treatment desired.



CHARCOAL COLOR EXPO/CHART 6 NUANCES

Cod. Ass. 100 ml

Cod. 8023840

CHARCOAL BLONDE

Mix 1 : 1,5 - 10/20/30/40 vol



30/40 min

Series of blonde shades with a **cool blonde color effect**:
lightens and deposits pigments to neutralize warm reflections on natural hair.

CB8

**LIGHT CHARCOAL
BLONDE**



Application base: from natural base 5 (on a natural base 5, warm, natural colors will be obtained; on lighter bases, it will be possible to obtain the cold reflection desired).

CB9

**EXTRA-LIGHT CHARCOAL
BLONDE**



Application base: from natural base 6 (on a natural base 6, warm, natural colors will be obtained; on lighter bases, it will be possible to obtain the cold reflection desired).

CB10

**PLATINUM CHARCOAL
BLONDE**



Application base: from natural base 7 (on a natural base 7, warm, natural colors will be obtained; on lighter bases, it will be possible to obtain the cold reflection desired).

CHARCOAL TONER

Mix 1 : 2 - 7/10 vol



5/20 min

CTPEARL

**CHARCOAL PEARL
TONER**



Toner studied to neutralize natural/cosmetic yellow pigment residue.

Application base: colored hair from 6 upwards, bleached and super-lightened blonde shades with yellow reflections.

CTPLATINUM

**CHARCOAL PLATINUM
TONER**



Toner studied to neutralize natural/cosmetic yellow/orange pigment residue.

Application base: colored hair from 6 upwards, bleached and super-lightened blonde shades with yellow-orange reflections.

CTASH

CHARCOAL ASH TONER



Toner studied to create progressive, balanced shading and to obtain ash blonde reflections to neutralize the yellow/orange reflections.

Application base: colored hair from 6 upwards, bleached and lightened hair.

KARBON
ACTIVATED CHARCOAL TECHNOLOGY
100%
ORGANIC
CHARCOAL
VEGAN



— NEW —

ECHOS
LINE
The *Vegan* Way

CHARCOAL BLEACHING & NEUTRALIZING CREAM



CREAMY
TEXTURE


100%
ORGANIC
CHARCOAL



ASH

DECOLORANTE IN CREMA AL CARBONE AD AZIONE NEUTRALIZZANTE

- **Innovative formula** with Vegetable Charcoal and Grey Micro-pigments
- It enables lightening **up to 7/8 levels**
- During bleaching services, it **neutralizes** undesired yellow/orange effects
- Bases above 7 levels lead to **cold natural blonds in a single step**
- The presence of a high percentage of Oils promotes hydration and protection of the hair during the bleaching service, maintaining a **healthy and soft** condition of the structure
- Designed for all lightening techniques, it ensures a **high cosmetic and blonde performances in short times**



CREAMY
TEXTURE

CHARCOAL BLEACHING & NEUTRALIZING CREAM



USE

1.




Wear disposable plastic gloves.

2.




Shake the package to even out the product, then mix it in a non-metallic bowl with the oxidising emulsion chosen according to the desired lightening levels. Mixing ratio: 1:2 (30g bleaching cream + 60ml Echos Oxy / Synergy Activator Cream at 10/20/30/40 vol).

3.




Apply to dry and non-shampooed hair. Process until the desired lightening has been achieved or for a maximum of 60 minutes.

4.




It is advisable to do frequent visual checks using the bamboo fiber cloth. Before proceeding with rinsing, remove the excess product with the Karbon 9 charcoal comb.

5A.



Rinse and emulsify the hair well after the processing time, then shampoo with Karbon 9 and apply the Karbon 9 mask; proceed with the styling.

5B.



Rinse, emulsify and cleanse with Karbon 9 Shampoo to remove any bleach residue and proceed with the desired Charcoal Toner.

B L E A C H I N G

ECHOS
L I N E
The *Vegan* Way



C H A R C O A L

E X T R A B L E A C H 9 T



500 gr cod. 1023494

DUST-FREE BLEACHING POWDER

WITH CHARCOAL LIFT UP TO 9 LEVELS

- Ideal for extreme, quick lift up to 9 levels
- Speeds up lifting times (maximum lifting speed in the first 30 minutes)
- The high-lifting results vary depending on the hair type (treated or natural) and the base colour
- Charcoal absorbing properties ensure a more reliable, pure and even result
- Balanced formula, it doesn't swell
- Mixed with Echosline peroxide, it develops into an easy and precise cream than can be applied with the highest grip on the hair
- Enhanced with Ash micro-pigments
- Enriched with a special protective and strengthening factor for a better conditioning effect on the hair



CHARCOAL EXTRA BLEACH 9T DISPLAY

cod. 1023830 35 g X 24 pcs

CHARCOAL EXTRA BLEACH 9T

USE



1.




Wear disposable protective gloves.

2.



Pour 1 part (30 gr) of product into a non-metallic container and add Echosline oxidising emulsion 7/10/20/30/40 vol depending on the work technique and on the result you want to achieve (Mix: 1:2). Mix it using a spatula or a brush to achieve a creamy and homogeneous texture.

3.




Apply the mix using the brush on dry and unwashed hair, leaving it on for NO LONGER than 30 minutes.

4.




Rinse and finish the technical service depending on the client's needs.

5.



If you want an extra high-lift, at the end of the application, remove the product without rinsing it out.

6.



Check the colour and condition of the hair, then proceed with a new application until the desired lightening is achieved.



CHARCOAL MAGIC CLEAN

— NO —
SLS
SILICONE

100%
ORGANIC
CHARCOAL



STAIN REMOVER WITH CHARCOAL

- Effectively and softly removes colour stains from the skin and scalp after a colour service
- Deeply cleanses
- Does not irritate the scalp thanks to an improved scalp compatibility

Use: after colouring the hair, apply a small amount on the wet scalp, leave on for 1 minute and remove using a dry tissue.

150 ml cod. 1023496

KARBON

ACTIVATED CHARCOAL TECHNOLOGY

9

